



Technical data sheet

Eco 120M style

Glass-foil module Best price-performance ratio

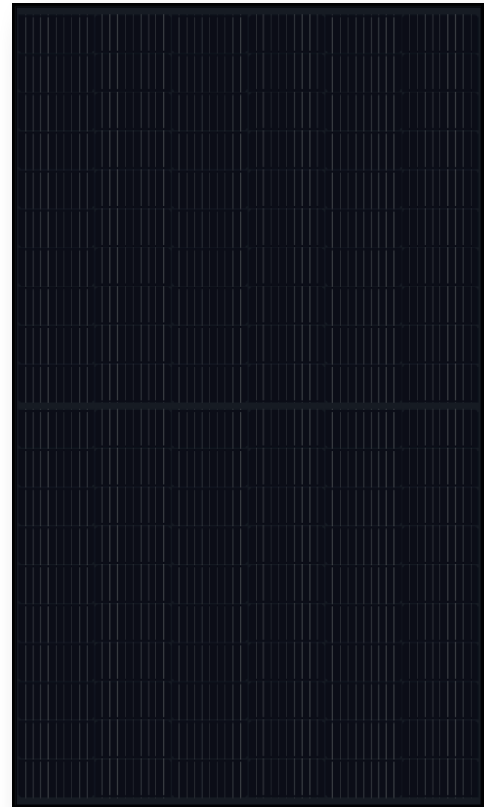
With the Eco models, SOLARWATT offers affordable, robust, high-performance solar modules of proven quality. They are durable and high-yielding as well as resistant to weather effects and environmental influences.

The Eco-modules are produced on state-of-the-art production lines and meet the high SOLARWATT quality standards. They will therefore generate solar power well beyond their warranty period.

The modules come with a solid ten-year product guarantee, with FullCoverage insurance even twelve years. FullCoverage insures almost all risks and takes effect if the modules do not produce electricity or deliver less than expected in the event of damage.

Product Quality

- ammonia resistant
- salt mist resistant
- LeTID tested
- 100 % plus-sorting
- 100 % PID protected



Service

FullCoverage insurance
optional (up to 1,000 kWp*)

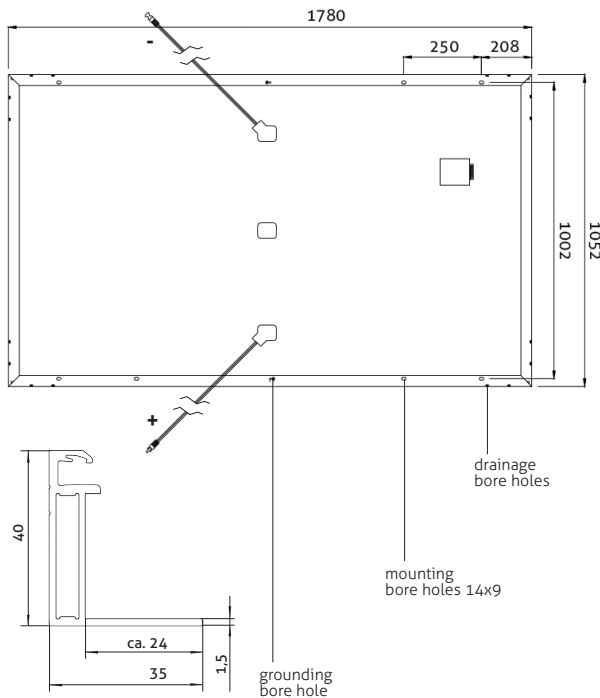
Simple returns policy
as per „Delivery terms for SOLARWATT solar modules“

* country-specific deviations apply

12 Year Product Warranty
as per „Warranty conditions for SOLARWATT solar modules“

25 Year Performance Warranty
on 80 % of nominal power as per „Warranty conditions for SOLARWATT solar modules“

Dimensions



General data

Module technology	Glass-foil laminate; aluminum frame, black
Covering material Encapsulation Backing material	Tempered solar glass with anti-reflective finish, 3,2 mm EVA-solar cells-EVA Multi-layer composite film, black
Solar cells	120 monocrystalline high power PERC solar cells
Cell dimensions	166 x 83 mm
L x W x H / Weight	1,780 ^{±2} x 1,052 ^{±2} x 40 ^{±0,5} mm / appr. 21 kg
Connection technology	Cables 2 x 1,0 m/4 mm ² Stäubli Electrical MC4-connectors
Bypass diodes	3
Max. system voltage	1,000 V
IP rating	IP68
Application class	II (acc. to IEC 61140)
Fire class	C (acc. to IEC 61730)
Certified mechanical ratings as per IEC 61215 ¹	Suction load up to 2,400 Pa (test load 3,600 Pa) Pressure load up to 3,600 Pa (test load 5,400 Pa)
Recommended stress load as per Installation Instructions	Please refer to the specifications in the Installation Instructions and Warranty Conditions.
Qualifications (in preparation)	IEC 61215 (incl. LeTID) IEC 61730 2 PfG 2387 (PID) IEC 61701 IEC 62716 MCS 005

Electrical data (STC)

STC (Standard Test Conditions): Irradiation intensity 1,000 W/m², spectral distribution AM 1,5 | Temperature 25±2 °C, in accordance to EN 60904-3

Nominal power P _{max}	355 Wp	360 Wp
Nominal voltage V _{MP}	33,7 V	33,9 V
Nominal current I _{MP}	10,5 A	10,6 A
Open circuit voltage V _{OC}	41,5 V	41,7 V
Short circuit current I _{SC}	11,0 A	11,1 A
Module efficiency	19,1 %	19,4 %

Measurement tolerances: P_{max} ±5 %; V_{oc} ±10 %; I_{sc} ±10 %, I_{MP} ±10 %

Reverse-current power rating I_r: 20 A, operating modules with an external power source is only permissible if using a phase fuse with a tripping current of ≤ 20 A.

Electrical data (NMOT and weak light)

NMOT (Nominal Module Operation Temperature): Irradiation intensity 800 W/m², spectral distribution AM 1,5, Temperature 20 °C

Weak light conditions: Irradiation intensity 200 W/m², Temperature 25 °C, Wind speed 1m/s, load operation

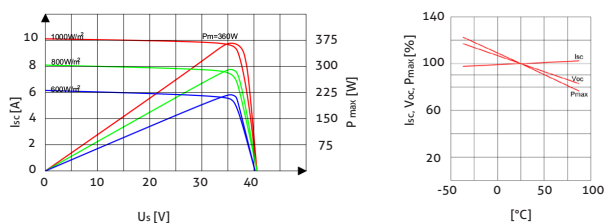
Nominal power P _{max@NMOT}	264 W	268 W
Nominal power P _{max@200 W/m²}	69,0 W	70,0 W

Measurement tolerances: P_{max} ±5 %; V_{oc} ±10 %; I_{sc} ±10 %, I_{MP} ±10 %

Reduction of module efficiency when irradiance is reduced from 1000 W/m² to 200 W/m² (at 25 °C): 4 ± 2 % (relative) / -0,6 ± 0,3 % (absolute).

Characteristic lines (Performance Class 360 Wp)

Voltage characteristic line at different temperatures and irradiances



Thermal Features

Operating temperature range	-40 ... +85 °C
Ambient temperature range	-40 ... +45 °C
Temperature coefficient P _{max}	-0,37 %/K
Temperature coefficient V _{OC}	-0,27 %/K
Temperature coefficient I _{SC}	0,04 %/K
NMOT	44 °C